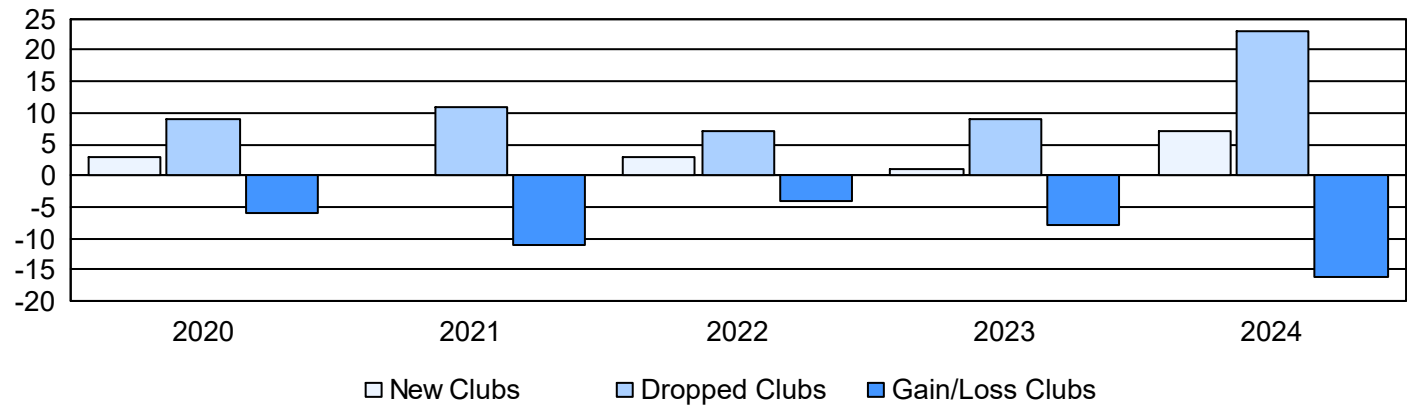
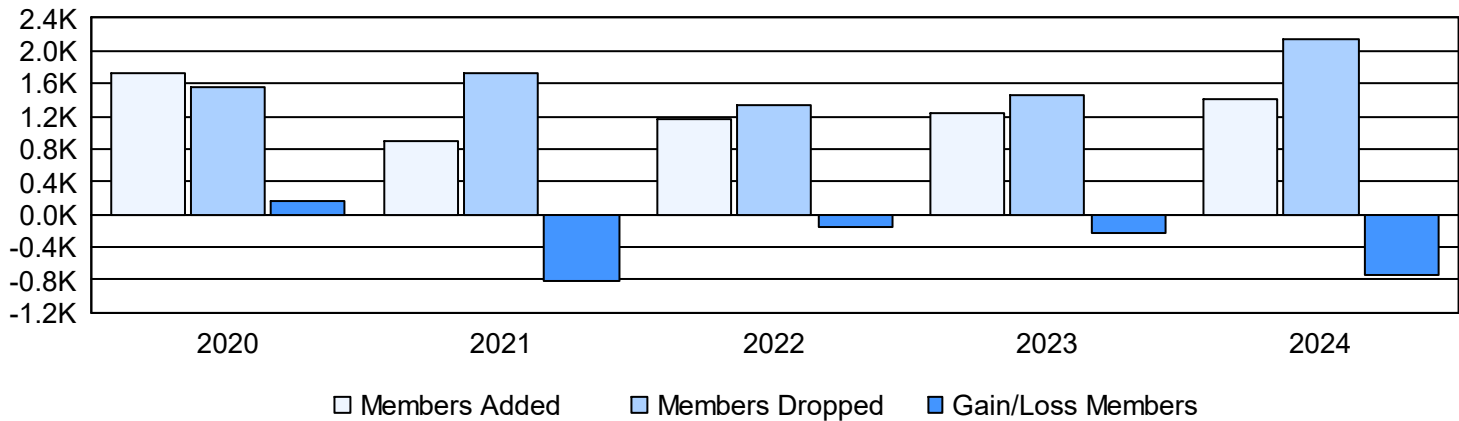


Year	New Clubs	Dropped Clubs	Gain/ Loss Clubs	New Members	Charter Members	Reinstate Members	Transfer Members	Total Member Added	Total Members Dropped	Gain/ Loss Members
2019-2020	3	9	-6	1,536	77	64	51	1,728	1,560	168
2020-2021	0	11	-11	805	9	27	54	895	1,715	-820
2021-2022	3	7	-4	1,018	95	19	31	1,163	1,328	-165
2022-2023	1	9	-8	1,150	40	29	25	1,244	1,469	-225
2023-2024	7	23	-16	966	263	19	168	1,416	2,149	-733
Average	3	12	-9	1,095	97	32	66	1,289	1,644	-355

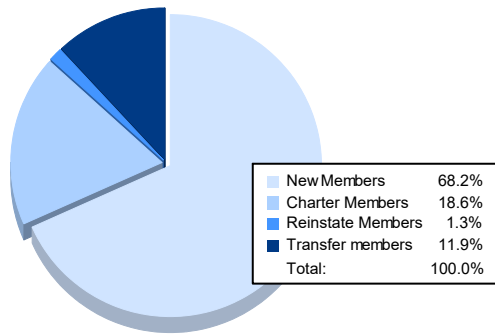
Clubs



Members



### Membership Composition June 2024 Cumulative



### Gender Composition June 2024 Cumulative

